





Year 2 Topic – Spring 2

Please support your child in choosing from these projects to complete. They may complete as many as they want, between now and the end of the term – 31st March. Children will earn team points depending on the level of chilli challenge they pick e.g. if they complete a 4 chilli challenge they will earn 4 team points. They can record any of their projects on paper and hand it in this way.

The Scented Garden		
	Plant your own bulbs and seeds at home and watch them grow. Bring in your plants (or photographs of them) to show your class.	Keep a plant diary, explaining how you grew a plant. Include photographs or drawings of each stage of your plant's development.
	On a visit to the supermarket, find and discuss plants you can eat including herbs, vegetables and fruit. Which part of the plant are they? The roots? The leaves? The flower? The stem?	Grow your own herb garden at home and use your herbs in some delicious recipes for your family and friends.
	Learn how to spell the names of some common flowering plants such as rose, daisy, iris and tulip.	Visit the local library and find non-fiction books about planting. Look for information using the contents and index pages. Write down any new facts you have learned and bring them in to share with the class.
	Visit a garden centre, florist or plant sale or take a walk in your garden or local area. Amaze your adults with your knowledge of plant names.	Paint or draw flowers growing in the local environment or in a vase or pot in your home.